

SHARP

AR-5520D AR-5516D

Digital Multifunctional System



Desktop Versatility—Duplex
Copying/Printing and A3 Scanning



AR-5520D



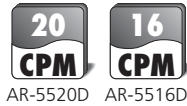
COPY PRINT SCAN SHARPEDESK OPTION



AR-5520D

Speedy Copying with SOPM

The AR-5520D/5516D's Scan Once/Print Many (SOPM) function stores a scanned original into memory to quickly produce up to 999 copies of each page at a continuous copy rate of 20/16 cpm. Plus, their quick first copy time of 7.2 seconds saves valuable time when performing multiple short-run jobs.



Electronic Sorting

For further convenience, an Electronic Sorting function allows the AR-5520D/5516D to automatically collate multiple sets of copies in page order without the aid of a sorter.

Built-in Duplex Module and Optional RSPF

The AR-5520D/5516D can automatically produce duplex copies from one- or two-sided originals, thanks to a built-in duplex module. And duplex copying is even more productive when the optional 40-sheet Reversing Single Pass Feeder (RSPF) is used along with the module.




Versatile Editing Functions

The AR-5520D/5516D comes standard with such image-editing functions as XY Zoom, Dual Page Copy Mode, Rotation Copy, Margin Shift, Edge/Centre Erase, and 2-in-1/4-in-1—all of which make copying more convenient.

Speedy Printing with Sharp Technology

The AR-5520D/5516D is a high-performance printer that incorporates Sharp Printer Language with Compression (SPLC) technology. SPLC effectively reduces the data size of print jobs, speeding up the transfer of data and the printing process while improving overall throughput. Another timesaving function, RIP Once/Print Many (ROPM), saves print data in the machine's internal memory and transfers it to output at a fast rate of 20 ppm for the AR-5520D and 16 ppm for the AR-5516D.



Built-in A3 B/W Scanning

When it comes to document management, 600 x 600-dpi B/W scanning capability on the AR-5520D/5516D is a definite efficiency booster. Scanning paper documents into digital form makes them easier to organise, saves filing space, and rids your office of unsightly paper pileups. Operation is quick and easy—simply press the Scan button, select an application, and press Start. Up to six pre-registered applications are available, including e-mail*, Microsoft® Word*, OCR*, PC-fax*, and a different application of your choice. **Button Manager** allows you to change/assign these destination applications and scan settings, while the optional **Sharpdesk** desktop document management software lets you easily organise, search, edit, and distribute your scanned documents.

* These applications require additional software.

Large Paper Capacity

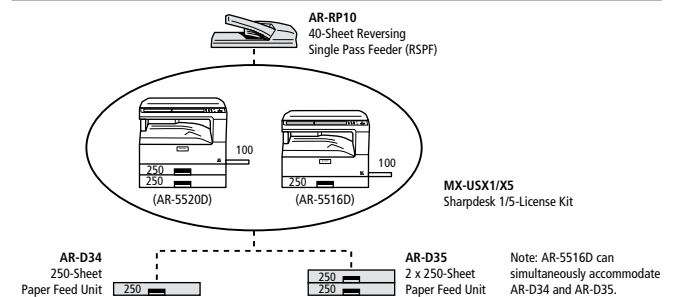
The AR-5520D comes standard with two 250-sheet front-loading paper trays (one 250-sheet tray for the AR-5516D) and a 100-sheet multi-bypass feeder. Two types of paper drawers are available for a total paper capacity of up to 1,100 sheets.



Other Key Features

- Direct PC connection via USB 2.0
- Digital auto exposure control, Text/Photo mode
- Automatic paper selection (APS)
- Automatic magnification selection (AMS)
- Auto tray switching
- Pre-Heat and Auto Power Shut-Off modes
- Cost-efficient Toner Save mode

System Configuration



Specifications

GENERAL	
Type	Desktop
Paper size	Max. A3 (11" x 17"), min. A5 (5 1/2" x 8 1/2") [min. A6R via bypass]
Paper capacity	[AR-5520D] 600 sheets (250 x 2 + 100), max. 1,100 sheets with option [AR-5516D] 350 sheets (250 + 100), max. 1,100 sheets with option
First copy time*1	7.2 seconds
Warm-up time	45 seconds
Memory	64MB
Power requirements	Rated local AC voltage ±10%, 50/60 Hz
Power consumption	Max. 1.2 kW
Dimensions (W x D x H) (including document cover)	[AR-5520D] 590 x 550 x 555 mm (23 15/64" x 21 21/32" x 21 55/64") [AR-5516D] 590 x 550 x 470 mm (23 15/64" x 21 21/32" x 18 33/64")
Weight (approx.)	[AR-5520D] 33.1 kg (73.0 lbs.) [AR-5516D] 28.2 kg (62.2 lbs.)
COPIER	
Copy speed	20/16 cpm (A4 size, 8 1/2" x 11")
Original size	Max. A3 (11" x 17")
Continuous copy	Max. 999 copies
Resolution [Scan] [Print]	AE: 600 x 300 dpi (default) Photo: 600 x 600 dpi 600 x 600 dpi
Gradation	256 levels
Zoom range	25% to 400% in 1% increments (50% to 200% using RSPF)
Fixed copy ratios	Metric: 50, 70, 81, 86, 100, 115, 122, 141, 200% Inch: 50, 64, 77, 95, 100, 121, 129, 141, 200%
PRINTER	
Print speed (max.) (A4 size, 8 1/2" x 11")	[AR-5520D] 20 ppm [AR-5516D] 16 ppm
Resolution	600 x 600 dpi
Interface	USB 2.0
Supported OS	Windows® 2000, Windows® XP, Windows Vista®
Printer language	SPLC
SCANNER	
Compatibility	TWAIN compliant
Resolution	Monochrome (binary): 600 x 600 dpi Greyscale: 300 x 300 dpi
File formats	BMP, TIFF, PDF
Scanner utilities	Button Manager, Sharpdesk*2
Supported OS	Windows® 2000, Windows® XP, Windows Vista®

*1: Long-edge feeding of A4 (8 1/2" x 11") sheets from 1st paper tray, using document glass in Auto Exposure mode, polygon motor running. *2: Optional Sharpdesk license kit required.
• Design and specifications are subject to change without prior notice. • Windows and Windows Vista are registered trademarks of Microsoft Corporation in the United States and/or other countries. • All other brand names and product names may be trademarks or registered trademarks of their respective owners.



Distributed by:

