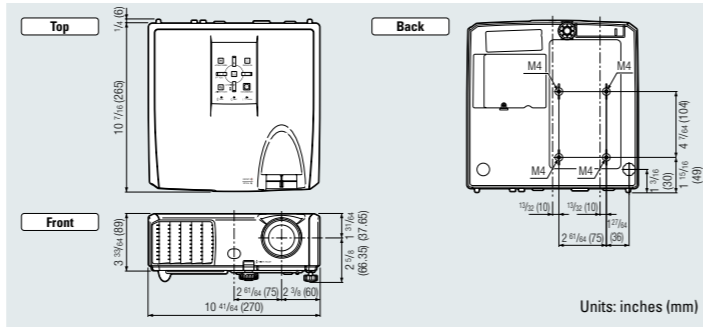


XG-F260X

XG-F210X



Dimensions (XG-F260X / XG-F210X)



Optional Accessories

Lamp	USB Remote Receiver	Adaptor	Cable	Ceiling Mount Brackets
AN-XR30LP	AN-MR2	AN-A1RS DIN-D-sub RS-232C adaptor 5 57/64" (15 cm)	AN-C3CP2 3 RCA to mini D-sub 15 pin cable 10' (3 m)	AN-TK201 For high ceiling installation AN-TK202 For standard ceiling installation AN-60KT Ceiling mount adaptor

Note: Some of the optional accessories may not be available depending on the region. Please check with your nearest Sharp Authorized Projector Dealer or Service Center.

Specifications

Models	XG-F260X	XG-F210X
Display device	0.55" DLP® chip x 1	0.55" DLP® chip x 1
Resolution	XGA (1,024 x 768)	XGA (1,024 x 768)
Brightness	2,600 ANSI lumens	2,300 ANSI lumens
Contrast ratio	2,200:1	2,200:1
Lens	F number	F2.5-2.6
	Zoom	Manual, x1.15 (f=20.4 – 23.5 mm)
	Focus	Manual
Input signals	DTV	1080i / 1035i / 720P / 576P / 576i / 540P / 480P / 480i NTSC 3.58 / NTSC 4.43 / PAL / PAL-M / PAL-N / PAL-60 / SECAM
	Computer RGB * Compression	SXGA+* / SXGA* / WXGA* / XGA / SVGA / VGA Mac 21** / 19" / 16" / 13"
Input terminals	DVI-I (Compatible with HDCP)	x1
	Computer / Component (mini D-sub 15 pin)	x1
	S-Video (mini DIN 4pin)	x1
	Video (RCA)	x1
	Audio (ø3.5 mm stereo minijack)	x1
Output terminals	Audio (RCA)	x1 (L/R)
	Computer / Component (mini D-sub 15 pin)	x1
Control and communication terminals	USB (Type B)	x1
	RS-232C (mini DIN 9 pin)	x1
Horizontal frequency	15 – 70 kHz	
Vertical frequency	45 – 85 Hz	
Speaker	2 W (mono)	
Fan noise	32 dB (Bright), 29 dB (Eco+Quiet)	
Projection lamp	200 W	
Lamp life	3,000 hours (Eco+Quiet)	
On-screen display languages	English, German, Spanish, Dutch, French, Italian, Swedish, Portuguese, Simplified Chinese, Korean, Japanese, Russian, Arabic, Polish, Turkish	
Rated voltage	AC 100-240 V	
Rated frequency	50/60 Hz	
Input current	2.9 A	
Power consumption (standby)	283 W (4.3 W) with AC 100 V, 270 W (4.4 W) with AC 240 V	
Operation temperature	41°F to 95°F (+5°C to +35°C)	
Dimensions (main body only) W x H x D	10 41/64" x 3 33/64" x 10 7/16" (270 x 89 x 265 mm)	
Weight (approx.)	6.4 lbs. (2.9 kg)	
Supplied accessories	Remote control, two R-6 batteries, power cord (6' (1.8 m)), RGB cable (10' (3.0 m)), lens cap, DIN-D-sub RS-232C adaptor (5 57/64" (15 cm)), storage case, operation manual, CD-ROM	

Design and specifications are current as of July 2007, but are subject to change without notice.

- * Compression response compatible
- DLP®, the DLP logo and TrueVision are registered trademarks of Texas Instruments.
- All company and/or product names are trademarks and/or registered trademarks of their respective manufacturers. Sharp makes no warranties or representations of any kind with respect to these products.
- The lamp life may vary depending on the usage condition.

SHARP

XG-F260X/F210X
DATA PROJECTORS



Portability, Easy Operation and Full Digital Projection with Long-Lasting High-Quality DLP® for a Wide Range of Business and Education Applications

SHARP
SHARP CORPORATION OSAKA, JAPAN
URL <http://www.sharp-world.com/>

© SHARP CORP. (JUL. 2007 PRINT) | E

Notevision



TrueVision™

High-Performance, Compact DLP® Projectors Provide Full Digital Projection, High Brightness and High Contrast Ratio to Help Your Business Presentations and Classroom Lessons

Outstanding High Performance

2600 ANSI Lumen (XG-F260X)

2300 ANSI Lumen (XG-F210X)

High Brightness


Sharp's advanced optoelectronics technology maximizes light output, providing crystal clear images in amazingly high brightness.

Low Fan Noise

The DLP® high-speed colour wheel with non-contact Fluid Dynamic Bearings together with ultra-quiet cooling fans reduce unpleasant noise, enabling quiet operation at 29dB in Eco+Quiet mode. The fan noise is so quiet it causes no disturbance even in meetings or school classes.

Compact and Lightweight Body

The XG-F260X and XG-F210X Series have a compact design that takes up approx. 2/3 the volume of the previous models. The light body weighs 6.4 lbs. (2.9 kg), so you can easily carry it to your home theater room to view DVDs on a large screen or even bring the projector along with you to provide presentations from room to room by connecting it to a computer.



Cutting Edge Technology Provides High-Quality Picture

2200:1 High-Contrast, High-Quality Image


By utilizing the DLP® optical system and Sharp's optical technology, the projectors produce crisp details and sharper blacks in black parts thanks to a 2200:1 high contrast ratio.

This system reproduces crisp clear details not only for scenery but even for letters and graphs, providing sharper blacks in black parts.

Comparison of Dark Scenes



Comparison of Text and Graphics



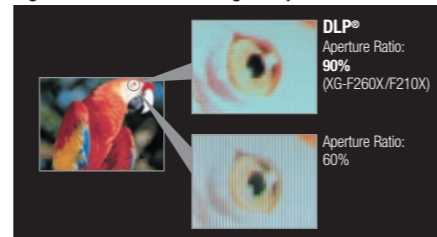
XG-F260X/210X

Models in the same class as these generally provide a contrast ratio of 400:1.

High-Resolution Seamless Images from DLP® Chip

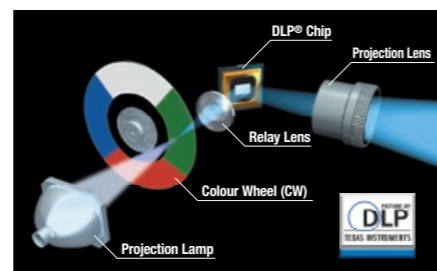
Using DLP® chip, each pixel is individually composed of one of over a half a million micromirrors to produce a high resolution, and the micromirrors lie at a distance of merely one micron, providing a seamless finely detailed picture. Also, high-speed on/off switching delivers smooth moving scenes.

High-Resolution Seamless Image Comparison



3X Speed Colour Wheel

The projectors employ a colour wheel with a 3x speed engine, improving colour break-up to an invisible level. Also, the non-contact Fluid Dynamic Bearings for the high-speed rotating colour wheel axle have a longer lifespan.



DVI Terminal with DLP® System for Full Digital Projection

Full digital projection with the DVI input terminal and DLP® system enables virtually noise-free images from digital sources. The terminal also complies with High-bandwidth Digital Content Protection (HDCP) to support digital video content in high-definition.

IP Conversion from TrueVision™ Image Processing


TrueVision™ Image Processing provides optimal video performance. The motion-adaptive scan images produce smooth moving scenes and ensure smooth natural lines and edges.

High-Quality Reliability

Long-Life High-Performance DLP® Picture

With the DLP® chip minimally absorbing high-output light, the projectors maintain uniform colour reproduction capability for a long period of time. Also, the formation of this device with finely structured mirrors provides stable performance and delivers high-quality pictures for longer periods. In the XG-F260X/F210X, the chip contributes to a long lifespan. In addition, because there is no burn-in or remaining afterimage, the projectors are ideal for still picture projection such as for guidance board applications and projecting CAD images.

DLP® projection



After 4,100 hours (The picture shows no significant deterioration even after using the DLP® chip 4,100 hours.)

* By RIT/Munsell Colour Science Laboratory Test



Operation Simple Enough for Anyone to Use

Front Exhaust Engine

The new projector series has an exhaust engine on the front so that the viewers can remain focused on the screen without distractions of noise and air which may disturb viewers.



Direct Power Off Switching

Direct Power Off lets users immediately unplug the projector and take it from the location. In addition, it also helps control the power simultaneously for multiple projectors by using the room's primary power switch with the auto restart function.

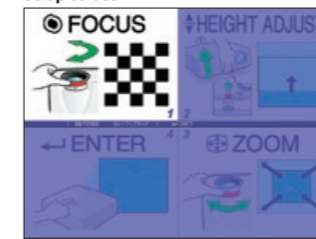
Quick Start

It takes only approx. 3 seconds to project the image.

Setup Guide for Interactive Operation

The XG-F260X/F210X Setup Guide provides intuitive OSD images to show the next step interactively for setup including focus, zoom and height adjustment.

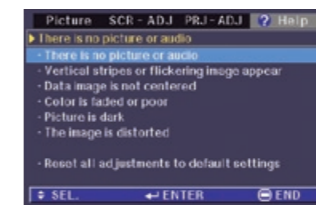
Setup Guides



Setup guide is displayed after the projector is turned on.

Interactive Help Menu

The Help Menu displays any problems and assists the user in solving problems with operation.



One-touch Advanced Picture Mode

Quickly and directly choose the appropriate settings for the picture mode and lamp brightness to match the intended application.

Presentation Assist Remote Control

A variety of functions can all be performed with the projector remote control to aid your presentations: mouse control, page up and down, spotlight and pointer.

Multiple Connections

Multiple Input Terminals

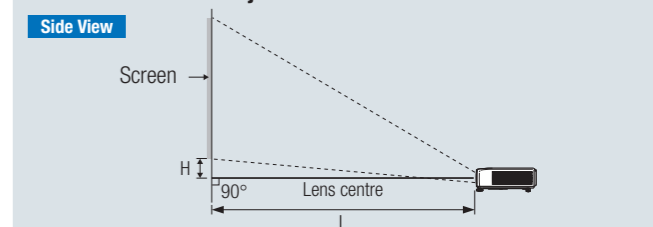
Projectors can be connected to DVD players, cable or satellite boxes, laptop and desktop computers, HDTV tuners, VCRs and video game consoles.



Other Outstanding Features

- **Condenser Lens Optics**
Crisp detail, sharper black and ghost-less image.
- **4:3 and 16:9 Aspect Ratios and HDTV/DTV and DVD Compatible**
- **Theft Deterrent Functions: System Lock and Kensington Security Standard Connector**
- **Key Lock Function**

Correlation of the Projector to the screen



Screen Size and Projection Distance

NORMAL Mode (4:3)

Diag.	Picture size		Projection distance [L]		Distance from the bottom of the image to the lens centre [H]
	Width (cm)	Height (cm)	Minimum	Maximum	
300"	240" (610)	180" (457)	36'10" (11.2m)	—	7 9/16" (19cm)
200"	160" (406)	120" (305)	24'7" (7.5m)	28'4" (8.6m)	5 3/64" (13cm)
120"	96" (244)	72" (183)	14'9" (4.5m)	17'0" (5.2m)	3 1/32" (8cm)
100"	80" (203)	60" (152)	12'3" (3.7m)	14'2" (4.3m)	2 33/64" (6cm)
80"	64" (163)	48" (122)	9'10" (3.0m)	11'4" (3.5m)	2 1/64" (5cm)
40"	32" (81)	24" (61)	4'11" (1.5m)	5'8" (1.7m)	1 1/64" (3cm)

STRETCH Mode (16:9)

Diag.	Picture size		Projection distance [L]		Distance from the bottom of the image to the lens centre [H]	Adjustable range of image position [S]
	Width (cm)	Height (cm)	Minimum	Maximum		
250"	218" (553)	123" (311)	33'6" (10.2m)	38'8" (11.8m)	27 19/64" (69cm)	±20 27/64" (±52cm)
200"	174" (443)	98" (249)	26'9" (8.2m)	30'11" (9.4m)	21 53/64" (55cm)	±16 11/32" (±42cm)
120"	105" (266)	59" (149)	16'1" (4.9m)	18'7" (5.7m)	13 3/32" (33cm)	±9 13/16" (±25cm)
100"	87" (221)	49" (125)	13'5" (4.1m)	15'5" (4.7m)	10 59/64" (28cm)	±8 11/64" (±21cm)
80"	70" (177)	39" (100)	10'9" (3.3m)	12'4" (3.8m)	8 47/64" (22cm)	±6 17/32" (±17cm)
40"	35" (89)	20" (50)	5'4" (1.6m)	6'2" (1.9m)	4 23/64" (11cm)	±3 17/64" (±8cm)

* Allow a margin of error in the above values.