

Providing Maintenance and Control Convenience with Network Flexibility, the Ideal Projector for Large and Mid-sized Business Venues and Education Situations

High-Brightness Picture

5,200 ANSI Lumen High Brightness with Unique Dual Lamp System

With Sharp's advanced DLP® Optical Engine and dual 260W high-brightness lamps, the XG-PH70X achieves 5,200 ANSI lumen high brightness and excellent uniformity, delivering bright, clear images in large highly-lit rooms.

4-Mode Single/Dual Lamp Switchover

Choose the lamp arrangement to suit your needs. With dual lamp projection the XG-PH70X delivers high-luminance pictures in a huge room: 5,200 ANSI lumen in Standard mode and 4,300 ANSI lumen in Eco mode. Even single lamp projection provides sufficient brightness for mid-size to large rooms: 2,600 ANSI lumen in Standard mode and 2,150 ANSI lumen in Eco mode. Single lamp use also lessens lamp replacement frequency. Plus, even if one lamp burns out, projection performance can be maintained by using the other lamp without interruption.



5,200 ANSI lumen image with two lamps

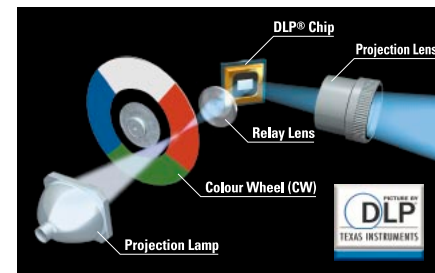


2,600 ANSI lumen with single lamp

Cutting-Edge DLP® Technology

DLP® System

The XG-PH70X employs a DLP® system for the display device that controls the DLP® chip, which contains many



thousands of micromirrors on the silicon chip, reflecting light to display images.

Long-life High-Performance DLP® Chip

DLP® chip formation with finely structured mirrors provides stable performance and delivers high-quality pictures for longer periods. The DLP® chip in the XG-PH70X achieves a lifetime of 20,000 hours*. Also, because there is no burn-in or remaining afterimage, the projectors are ideal for still picture projection such as for guidance board applications and projecting CAD images.

* The lifespan is measured at the surrounding temperature of 25°C. This is a reference value and is not guaranteed.

1200:1 High Contrast for Big Screen Projection

The DLP® optical system prevents light leakage compared with LCD projection and provides sharper blacks in black parts and a 1200:1 high contrast ratio.

Sealed Optics

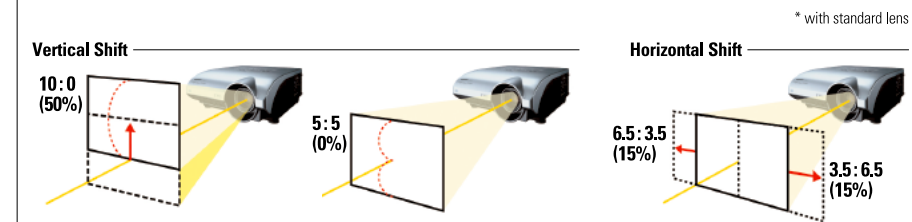
The optical mechanism of DLP® system projectors is sealed in its structure, preventing dust, dirt and smoke from entering core parts of the optics to a much greater degree than with LCD projectors. The system also needs no filter and less maintenance, resulting in lower cost of ownership and longer use.

Flexible Install System

Powered Vertical/Horizontal Lens Shift Control

The powered lens shift control mechanism enables easy horizontal and vertical lens shift positioning to get the best viewing picture, even when the projector is mounted on a shelf or the ceiling.

Lens Shift Control

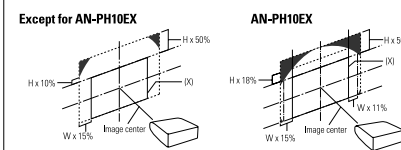


Six Interchangeable Lenses

The XG-PH70X may be used with six optional interchangeable lenses to meet a wide variety of applications and projection situations. The lenses cover projection distances from 1.6m up to 14.2m for a 100" screen and projection of a screen from 40" to 500". Choose the one which best suits your projection conditions such as the room size, projection distance and projected picture size.

Lens Shift Adjustable Range

Horizontal range: ±15%
Vertical range: +50% (to the upper side)
The adjustable range has limitations even within the range shown above.
The image can be adjusted as shown in the diagram.




■ : Areas on which the image is masked with a shadow while using the lens shift function.
H : Height of the image
W : Width of the image
(X) : The position of the image when the vertical position of the image is center and the horizontal position is the lowest

CV-IC (Computer & Video Integrated Composer) II System Technology

Colour Management System

The level of colour shade, chroma and tone can be set for each of six colours (red, yellow, green, cyan, blue, magenta), making possible more subtle adjustment of colour.



Example: The tone of only red parts in the picture can be enhanced.

Enhanced Three-Two Pull Down (NTSC)*

Detecting the video source (DVD software) recorded in 24 frame/sec. format, the XG-PH70X can beautifully reproduce natural high-quality pictures without blur by converting into 60 frame/sec. progressive images.

* This model is equipped with Two-Two Pull Down for PAL signals including 50 frames/second for PAL images.

Pattern Matching Motion Detective PMD-IP Conversion

With conventional Motion Detective IP conversion, horizontally slanted lines and edges become a dotted or jagged line when moved. With Pattern Matching Motion Detective PMD-IP Conversion, correlated pattern matching that was impossible with pixel conversion is measured by sampling the pattern information with a length of visual data. The resulting new pattern in the middle produces horizontally slanted lines and smoothes edges, providing high-quality pictures.

Video Noise Reduction

Reducing picture blur and providing clear pictures.

Scaling

Helps to provide a high-quality image.

Picture-in-Picture

Adds video images onto a data screen image.

Presentation Convenience

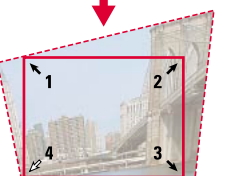
Digital Keystone Correction

Conventional systems have difficulty adjusting a slanted screen horizontally and vertically without jag lines. The new system easily compensates for pictures projected on angles both horizontally and vertically by only spotting four points on the screen.

Even when projection on an angle is needed, preparation and adjustment are quick and easy, allowing you to start presentations smoothly and without hassle.



The projected picture is compensated by adjusting the four spotted points



Spot four points at the screen corners.

35dB Low Fan Noise (Eco Mode)

The intelligent multiple-fan control system eliminates annoying sound during presentations and meetings.

Remote Control with Mouse

Screen displaying presentation software such as PowerPoint® can be easily moved forward/backward and the cursor can be moved by remote control.

Presentation Support Tools

(Break Timer, Enlarge, Freeze, Black Screen)

Wide Range of Connection Terminals

The projector is equipped with a wide variety of AV/PC terminals including HDCP-compatible DVI terminals to meet the needs of digital content.



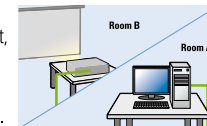
SHARP Unique Network System

Web Browser Control

Web browser control enables remote access and management of the projector by utilizing built-in firmware without the need for additional special software.

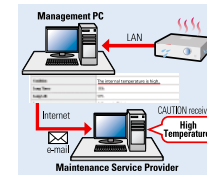
Remote Access for Control and Adjustment

Projector control functions, including power on, input select, volume, and AV mute, can be controlled and adjusted by a computer even in another room.



Diagnosis and Auto Email Alert

Email is automatically sent to appointed addresses when detecting an error message, such as the lamp going out, unusual heating or cooling fan breakdown.



Link to a Specific Website for Service and Support

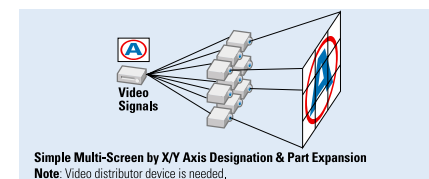
The projector can be registered to a specific website for maintenance service and support. For example, the projector can send an error message, such as to notify that the lamp is burnt out, to a web address automatically selected. The address accessed for maintenance is also shown on the display.



Other Outstanding Features

Simple Video Wall

Usually, a costly image-processing device is required to set up a video wall projection. This projector has built-in video wall capability that doesn't require additional equipment.

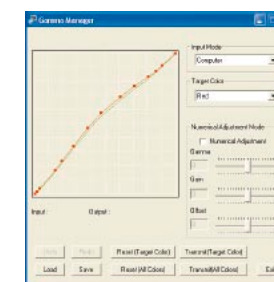


Stack Setting Function

Multiple projectors can be assigned master and slave functionality and connected with commercially available LAN cables. This allows you to control multiple projectors with one remote control during stack projection or video wall projection.

Customizable Gamma Correction

The projector's gamma values can be set directly from a computer using the Sharp Gamma Manager*.



* Sharp Display Manager and Gamma Manager can be downloaded from the Sharp Global Website for free.
Sharp Global Website: <http://sharp-world.com/projector/>

Direct Power Off Function

The Direct Power Off Function provides convenience for a variety of applications by keeping the cooling fan operating even after the power supply has been turned off. This lets users immediately unplug the projector and take it from the location because there is no need to wait for the projector to cool down. Along with Direct Power Off, the Direct Power On function also helps control the power simultaneously for multiple projectors by using the room's primary power switch.

- High-Speed Auto Response Adjust (ARA)
- Sharp Original Pull-Down Menu GUI (Graphical User Interface): 11 languages selectable.
- High-Quality Video Circuits (3D Y/C Separation Digital Comb Filter, Noise Reduction, Colour Transient and Y Delay, Colour Temperature Adjustment)
- New Auto Search
- Image Capture
- Key Lock Function
- System Lock Function