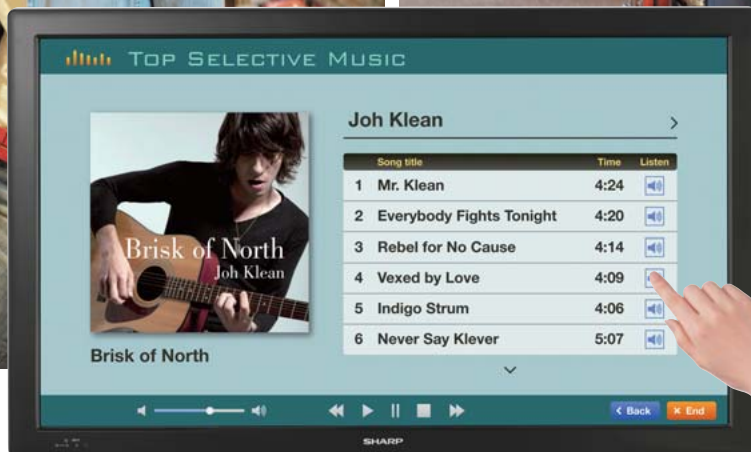


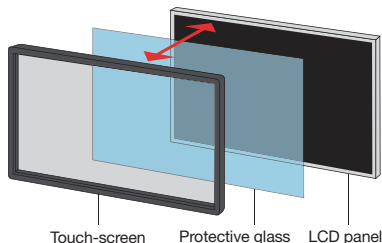
Stylishly Thin, Engagingly Interactive— Sharp's Touch-Screen LCD Monitor



Note: Depending on the system, additional hardware/software may be required.

Touch-Screen Interaction


Sharp's integration of a streamlined 32-inch-class LCD monitor and a highly sensitive touch-screen has given rise to the PN-T322B—an easy-to-use interactive digital signage solution that pleases the eye and engages the customer. Sharp's proprietary infrared detection system heightens the PN-T322B's touch-screen responsiveness via multiple infrared sensors that locate the position of a user's finger with impressive speed and accuracy. And for greater interactive function, the PN-T322B supports dual touch-screen applications.* With its sleek style and touch-and-know appeal, the PN-T322B gives customers in all sorts of commercial, corporate, and public venues fast and easy access to information that can bring them one business-boosting touch closer.



* For Windows® 7 only.

Thin and Lightweight

The stylishly designed PN-T322B measures just **62 mm** thick and weighs only **11 kg**, making it easy to place in almost any location, including stores and other commercial establishments, offices, and public spaces. And with its thin, lightweight profile, the PN-T322B can be easily mounted on a wall in a choice of portrait or landscape installation to suit a variety of uses.



Built-In Speakers

Built-in speakers (8W + 8W) eliminate the need for external audio systems and are ideal for conveying audio information and playing location-appropriate background music.

24/7 Operation

Built solid, the PN-T322B is ideal for use in 24-hour stores and other demanding professional applications that require around-the-clock operation seven days a week.

Energy-Efficient

The LED backlight on the PN-T322B helps ensure reliable performance with low power consumption. In fact, the PN-T322B consumes roughly 37% less energy than conventional CCFL-backlight displays.*

* Compared to Sharp PN-325

Environmentally Friendly Design

The PN-T322B conforms to the RoHS Directive restricting the use of hazardous substances.

Specifications (tentative)

Model Name	PN-T322B	
Installation	Landscape / Portrait	
LCD Panel	31.5-inch widescreen (80 cm diagonal) TFT LCD	
	Max. Resolution	1,366 x 768 pixels
	Max. Display Colours (approx.)	16.77 million colours
	Pixel Pitch	0.511 mm
	Max. Brightness*1	350 cd/m ²
	Contrast Ratio	2500 : 1
	Viewing Angle (H/V)	176°/176° (CR ≥ 10)
	Active Screen Area (W x H)	697.7 x 392.3 mm (27 7/16" x 15 7/16")
	Response Time	6.5 ms (gray to gray, avg.)
	Touch-Screen	Touch Technology
Detection Area		685.7 x 380.3 mm (27" x 15")
PC Connection Port		USB (1.1 standard)
Power Supply		PC through USB port
Driver		OS: Windows® XP, Windows Vista®, Windows® 7
Protective Glass Thickness		Approx. 3.0 mm (including AR coating on both sides)
Computer Input	Video	Analogue RGB (0.7 Vp-p) [75 Ω], Digital (conforms to DVI 1.0 standards)
	Synchronisation	Horizontal/vertical separation (TTL: positive/negative) Sync-on-green, Composite sync (TTL: positive/negative)
	Plug & Play	VESA DDC2B
	Power Management	VESA DPMS, DVI DMPM
Video Colour System	NTSC (3.58 MHz) / NTSC (4.43 MHz) / PAL / PAL60 / SECAM	
Input Terminals*2	PC	Analogue mini D-sub 15-pin x 1, HDMI x 1, Digital DVI-D 24 pin x 1 (HDCP compatible)
	Component Video	RCA pin (Y, Cb/Pb, Cr/Pr) x 1*3
	HDMI	1 (HDCP compatible)
	Audio	3.5 mm-diameter mini stereo jack x 1, RCA pin (L/R) x 1*3
	RS-232C	D-sub 9-pin x 1
USB Port	1 (for slide shows)*4	
Output Terminals*2	Audio	3.5 mm-diameter mini stereo jack x 1
Speaker Output	8 W + 8 W	
Installation Angle*5	Upward: max. 45° / Downward: max. 20°	
Mounting	VESA (4 points), 200 mm (7 7/8") pitch	
Power Supply	100 V - 240 V AC, 50/60 Hz	
Power Consumption	82 W	
Environmental Conditions	Operating Temperature	5°C to 35°C
	Operating Humidity	20% to 80% RH (no condensation)
Dimensions (W x D x H) (approx.) (display section only)	769 x 62 x 461 mm (30 1/4" x 2 7/16" x 18 1/8")	
Weight (approx.)	11 kg (24.3 lbs)	
Main Accessories	AC power cord (approx. 4 m), remote controller, touch panel driver (CD-ROM), set-up manual, stickers (operation panel, blank, Sharp logo), cable clamp, cover for USB thumb drive, conversion cable (2 pcs), air blower*6	

*1 Brightness will depend on input mode and other picture settings. Brightness level will decrease over time. Due to the nature of the equipment, it is not possible to precisely maintain a constant level of brightness.
 *2 Use a commercially available connection cable for PC and other video connections. *3 Use the bundled conversion cable and a commercially available RCA pin. *4 The slide show function can playback files in the JPG, PNG, MP3, and WMA formats. Does not support touch-screen content. *5 When the PN-T322B is installed at an upward angle of 20° or more, brightness should be set to 20 or less to prevent internal temperature abnormalities. *6 Blows off any dust caught near the sensors between the touch-screen and the frame.

Sharp Digital Signage Software (sold separately)

Sharp Digital Signage Software is a versatile management software package that provides total support for the creation, scheduling, distribution, and display of a wide range of content for the PN-T322B.

■ PN-SS01 Stand-Alone Version

In stand-alone systems, PN-SS01 software enables programmes to be edited on a single PC for display on a single LCD monitor according to a set schedule. Programmes can be transferred to another client* via a USB thumb drive.

■ PN-SS02 Network Version

In network systems, PN-SS02 software enables programmes to be edited and stored on a networked PC then distributed via the network to up to 100 clients* according to a set schedule.

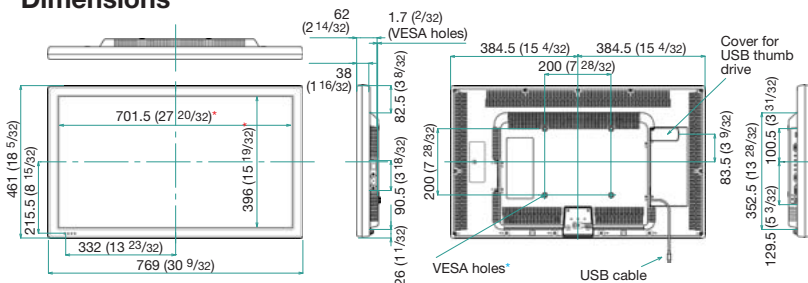
Note: Networked clients must use PN-SV01 viewer version software

■ PN-SV01 Viewer Version

Used on the client* side, PN-SV01 viewer software allows programmes edited with PN-SS01 or PN-SS02 software to be displayed on the client's LCD monitor according to a set schedule.

* Each client represents a separate PC and Sharp LCD monitor.

Dimensions




Unit: mm (inch)

* Screen dimensions

* To use the VESA-standard mounting bracket, use M6 screws that are 8 to 10 mm plus the thickness of the bracket.

Design and specifications are subject to change without prior notice.

Input/Output Terminals



Distributed by:

SHARP